

Antelope Valley Fair



2011

Fine Arts

ENTRY GUIDE



43751 Lake Hughes Road
P.O. Box 872
Lake Hughes, CA 93532

(661) 724-1312

Dear Fine Arts Entrants,

Welcome to the 2011 A.V. Fair Fine Arts Guide. Enclosed you will find all the information you will need to enter your art this year. The changes made to Divisions, Classes and Awards last year remain in effect for this year. Please read the guide carefully and especially take note of this year's dates and times for entry registration cut-off and art delivery/pick-up dates. If you are unable to register through the fair website you can still enter in person at the fair entry office.

Thank you, and I'll see you at the Fair!

Dave Faust
Fine Arts Chairperson

ADULT FINE ARTS

Be sure to refer to all applicable state and local rules for every division you enter!

David Faust, Fine Arts Chairperson: 661-992-0256

Online Registration Closes: 5:00 p.m. on Saturday, July 9, 2011

Late Registrations Accepted: July 10 - July 23, 2011

Entry Fee: \$5.00 per entry

Entry Limit: (2) entries per class, (6) total entries per exhibitor

Artwork drop-off for ALL Fine Arts Divisions: 1:00 – 7:00 p.m., Saturday, August 6

Artwork pick-up for ALL Fine Arts Divisions: 1:00 – 7:00 p.m., Monday, August 29

American System of Judging



Fine Arts Rules

1. Entry form and entry fees must be received in the entry office or online by the closing date and time listed above. Late entries will **NOT** be accepted in any way or form.
2. Any artwork not picked up on the designated date will be considered abandoned and are subject to disposal by the chairperson as he/she sees fit.
3. Artwork must have been created within the last (2)two years and not shown at any previous A.V. Fair. All Senior Divisions art must be original in concept. Reference materials may be used, but the direct copying of anothers work, or the reworking another's artwork will be immediately rejected. All U.S. Copyright regulations will be enforced. Entry fees for works deemed copies will be forfeit.
4. All entires entered by Juniors and Beginners, Intermediates and ribbon winners will be displayed. Advanced level entries that do not ribbon will be hung depending on space available. The A.V. Fair management reserves the right to select artworks for display. Art showing nudity or in bad taste may be subject to removal. Remember, this is a family event.
5. The Fine Arts Chairperson or Artist Panel may refer artworks to other departments of the Fair. This department is designed for Fine Art only. If a piece of art is transferred, NO refund or adjustment of entry fees will be made.
6. All 2-D artwork must be suitably framed and wired for hanging. All artwork must have hanging wire and eyelets installed (see guidelines at the end of this guide). Alternate framing treatments must be approved by the Fine Arts Chairperson. Entries not properly wired on Drop-off day will be rejected.
7. Maximum dimmensions of 2-D artwork, including framing, must not exceed 42" wide. Artworks are hung on pegboard, therefore especially heavy pieces will be hung lower on the wall.
8. Sculptures should not exceed 50 lbs. or 4'L x 4'W x 6'H including all pieces with multiple parts. Dependingn on available space, the Chairperson may make exceptions to this rule.
9. Although all reasonable care will be taken in the handling and displaying of artwork, artists are advised to carry insurance on their artwork in case of unexpected damage occurs. Artists are also reminded that the art is hanging in a building with evaporative coolers, and humidity may be an issue. Matted drawings and watercolors in particular may be negatively impacted by the humidity. Make sure art is mounted well with a dustcover to limit warping or other humidity damage.
10. The Antelope Valley Fair reserves the right to add or cancel any division, class or award placements.
11. The Chairperson and/or judges reserve the right to move entries to other classes or divisions if the artist's work has been miss-entered due to experience, quality of work, or incorrect media.

Adult Fine Arts Divisions

Artists may select and enter under only one of the following division categories:

Beginner

Defined as a person who has recently engaged in an event or activity as a pastime rather than a profession. A person who has been working in their particular medium for less than (5) years.

Intermediate

Defined as one whose skills and training approach the level of an advanced artist. However, they are not practicing artists and do not engage this work as a livelihood.

Advanced

Defined as an artist who engages in events or activities for the most part as a livelihood more than a hobby, and/or offers their services as an instructor, judge or demonstrator or is engaged as a professional artist in his or her area of expertise.

Special Citizen

Developmentally challenged adults may enter Division 29 using materials of choice. There is no entry fee required and ribbons will be awarded for first through Honorable Mention. No cash awards will be given.

A.V. Fair Theme Art Contest

This is a contest open to all artists over 17 who have produced artwork specifically representing this year's "Fair Theme" in any of the three following mediums. Theme contest pieces will be displayed and judged separately from the other divisions.

Entry Fee: \$2.50 per entry per class. Limit of one entry per class.
Awards given per class: 1st place ribbon for winner in each class.
Special rosette and \$25.00 for "Best Theme" winner.

Division 1 Class: 1. Acrylic
2. Watercolor
3. Drawing
4. Sculpture



Adult Fine Art

Entry Fee: \$5.00 per entry per class. Limit of two entries per class. Limit of six entries per artist.

Cash awards given per class: 1st - \$25.00, 2nd - \$15.00, 3rd - \$10.00.

Cash awards given for Division winners: \$25.00

Best of Show: \$100

Division and Best of Show winners also receive rosettes.

Computer Graphics

Definition: Only original artwork created using a computer application. Computer manipulated photographs must be entered in Photography divisions.

Division 2 Beginner Computer Graphics

- Classes:
1. Animals – wild or domestic
 2. Landscapes – land as a dominant theme, buildings, seascapes, lakes etc. (water as dominant theme)
 3. Floral – flowers or plants as the dominant subject
 4. Portrait – features of a person or persons as the subject
 5. Nonobjective/Abstract – Non-representational media

6. Still life – an inanimate arrangement. Note: All florals must be entered in Class 3.
7. Miscellaneous – military theme, human interest, or subject that does not meet the criteria of other divisions.

Division 3 Intermediate Computer Graphics

- Classes:
1. Animals – wild or domestic
 2. Landscapes – land as a dominant theme, buildings, seascapes, lakes etc. (water as dominant theme)
 3. Floral – flowers or plants as the dominant subject
 4. Portrait – features of a person or persons as the subject
 5. Nonobjective/Abstract – Non-representational media
 6. Still life – an inanimate arrangement. Note: All florals must be entered in Class 3.
 7. Miscellaneous – military theme, human interest, or subject that does not meet the criteria of other divisions.

Division 4 Advanced Computer Graphics


- Classes:
1. Animals – wild or domestic
 2. Landscapes – land as a dominant theme, buildings, seascapes, lakes etc. (water as dominant theme)
 3. Floral – flowers or plants as the dominant subject
 4. Portrait – features of a person or persons as the subject
 5. Nonobjective/Abstract – Non-representational media
 6. Still life – an inanimate arrangement. Note: All florals must be entered in Class 3.
 7. Miscellaneous – military theme, human interest, or subject that does not meet the criteria of other divisions.

Oils

Division 5 Beginner Oils

Definition: The use of Oils as medium.

- Classes:
1. Animals – wild or domestic
 2. Landscapes – land as a dominant theme, buildings, seascapes, lakes etc. (water as dominant theme)
 3. Floral – flowers or plants as the dominant subject
 4. Portrait – features of a person or persons as the subject
 5. Nonobjective/Abstract – Non-representational media
 6. Still life – an inanimate arrangement. Note: All florals must be entered in Class 3.
 7. Miscellaneous – military theme, human interest, or subject that does not meet the criteria of other divisions.



Division 6 Intermediate Oils

- Classes:
1. Animals – wild or domestic
 2. Landscapes – land as a dominant theme, buildings, seascapes, lakes etc. (water as dominant theme)
 3. Floral – flowers or plants as the dominant subject
 4. Portrait – features of a person or persons as the subject
 5. Nonobjective/Abstract – Non-representational media
 6. Still life – an inanimate arrangement. Note: All florals must be entered in Class 3.
 7. Miscellaneous – military theme, human interest, or subject that does not meet the criteria of other divisions.

Division 7 Advanced Oils


- Classes:
1. Animals – wild or domestic
 2. Landscapes – land as a dominant theme, buildings, seascapes, lakes etc. (water as dominant theme)
 3. Floral – flowers or plants as the dominant subject
 4. Portrait – features of a person or persons as the subject
 5. Nonobjective/Abstract – Non-representational media
 6. Still life – an inanimate arrangement. Note: All florals must be entered in Class 3.
 7. Miscellaneous – military theme, human interest, or subject that does not meet the criteria of other divisions.

Acrylic and Gouache

Division 8 Beginner Acrylic and Gouache

Definition: The use of acrylics or gouache as medium.

- Classes:
1. Animals – wild or domestic
 2. Landscapes – land as a dominant theme, buildings, seascapes, lakes etc. (water as dominant theme)
 3. Floral – flowers or plants as the dominant subject
 4. Portrait – features of a person or persons as the subject
 5. Nonobjective/Abstract – Non-representational media
 6. Still life – an inanimate arrangement. Note: All florals must be entered in Class 3.
 7. Miscellaneous – military theme, human interest, or subject that does not meet the criteria of other divisions.



Division 9 Intermediate Acrylic and Gouache

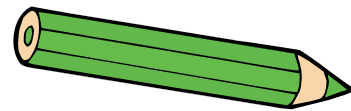
- Classes:
1. Animals – wild or domestic
 2. Landscapes – land as a dominant theme, buildings, seascapes, lakes etc. (water as dominant theme)
 3. Floral – flowers or plants as the dominant subject
 4. Portrait – features of a person or persons as the subject
 5. Nonobjective/Abstract – Non-representational media
 6. Still life – an inanimate arrangement. Note: All florals must be entered in Class 3.
 7. Miscellaneous – military theme, human interest, or subject that does not meet the criteria of other divisions.

Division 10 Advanced Acrylic and Gouache

- Classes:
1. Animals – wild or domestic
 2. Landscapes – land as a dominant theme, buildings, seascapes, lakes etc. (water as dominant theme)
 3. Floral – flowers or plants as the dominant subject
 4. Portrait – features of a person or persons as the subject
 5. Nonobjective/Abstract – Non-representational media
 6. Still life – an inanimate arrangement. Note: All florals must be entered in Class 3.
 7. Miscellaneous – military theme, human interest, or subject that does not meet the criteria of other divisions.

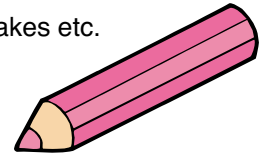
Pastel and Color Pencil

Definition: The use of oil/chalk pastels or colored pencils as medium.



Division 11 Beginner Pastel or Color Pencil

- Classes:
1. Animals – wild or domestic
 2. Landscapes – land as a dominant theme, buildings, seascapes, lakes etc. (water as dominant theme)
 3. Floral – flowers or plants as the dominant subject
 4. Portrait – features of a person or persons as the subject
 5. Nonobjective/Abstract – Non-representational media
 6. Still life – an inanimate arrangement. Note: All florals must be entered in Class 3.
 7. Miscellaneous – military theme, human interest, or subject that does not meet the criteria of other divisions.

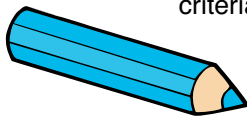


Division 12 Intermediate Pastel and Color Pencil

- Classes:
1. Animals – wild or domestic
 2. Landscapes – land as a dominant theme, buildings, seascapes, lakes etc. (water as dominant theme)
 3. Floral – flowers or plants as the dominant subject
 4. Portrait – features of a person or persons as the subject
 5. Nonobjective/Abstract – Non-representational media
 6. Still life – an inanimate arrangement. Note: All florals must be entered in Class 3.
 7. Miscellaneous – military theme, human interest, or subject that does not meet the criteria of other divisions.

Division 13 Advanced Pastel or Color Pencil

- Classes:
1. Animals – wild or domestic
 2. Landscapes – land as a dominant theme, buildings, seascapes, lakes etc. (water as dominant theme)
 3. Floral – flowers or plants as the dominant subject
 4. Portrait – features of a person or persons as the subject
 5. Nonobjective/Abstract – Non-representational media
 6. Still life – an inanimate arrangement. Note: All florals must be entered in Class 3.
 7. Miscellaneous – military theme, human interest, or subject that does not meet the criteria of other divisions.



Watercolors

Definition: The use of watercolors as medium.

Division 14 Beginner Watercolors

- Classes:
1. Animals – wild or domestic
 2. Landscapes – land as a dominant theme, buildings, seascapes, lakes etc. (water as dominant theme)
 3. Floral – flowers or plants as the dominant subject
 4. Portrait – features of a person or persons as the subject
 5. Nonobjective/Abstract – Non-representational media
 6. Still life – an inanimate arrangement. Note: All florals must be entered in Class 3.
 7. Miscellaneous – military theme, human interest, or subject that does not meet the criteria of other divisions.



Division 15 Intermediate Watercolors

- Classes:
1. Animals – wild or domestic
 2. Landscapes – land as a dominant theme, buildings, seascapes, lakes etc. (water as dominant theme)
 3. Floral – flowers or plants as the dominant subject
 4. Portrait – features of a person or persons as the subject
 5. Nonobjective/Abstract – Non-representational media
 6. Still life – an inanimate arrangement. Note: All florals must be entered in Class 3.
 7. Miscellaneous – military theme, human interest, or subject that does not meet the criteria of other divisions.

Division 16 Advanced Watercolors

- Classes:
1. Animals – wild or domestic
 2. Landscapes – land as a dominant theme, buildings, seascapes, lakes etc. (water as dominant theme)
 3. Floral – flowers or plants as the dominant subject
 4. Portrait – features of a person or persons as the subject
 5. Nonobjective/Abstract – Non-representational media
 6. Still life – an inanimate arrangement. Note: All florals must be entered in Class 3.
 7. Miscellaneous – military theme, human interest, or subject that does not meet the criteria of other divisions.

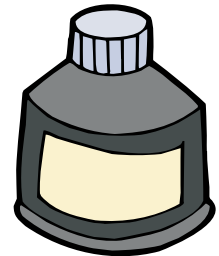


Pen and Ink

Definition: The use of pen and ink or scratchboard as medium.

Division 17 Beginner Pen and Ink

- Classes:
1. Animals – wild or domestic
 2. Landscapes – land as a dominant theme, buildings, seascapes, lakes etc. (water as dominant theme)
 3. Floral – flowers or plants as the dominant subject
 4. Portrait – features of a person or persons as the subject
 5. Nonobjective/Abstract – Non-representational media
 6. Still life – an inanimate arrangement. Note: All florals must be entered in Class 3.
 7. Miscellaneous – military theme, human interest, or subject that does not meet the criteria of other divisions.



Division 18 Intermediate Pen and Ink

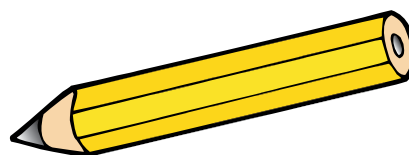
- Classes:
1. Animals – wild or domestic
 2. Landscapes – land as a dominant theme, buildings, seascapes, lakes etc. (water as dominant theme)
 3. Floral – flowers or plants as the dominant subject
 4. Portrait – features of a person or persons as the subject
 5. Nonobjective/Abstract – Non-representational media
 6. Still life – an inanimate arrangement. Note: All florals must be entered in Class 3.
 7. Miscellaneous – military theme, human interest, or subject that does not meet the criteria of other divisions.

Division 19 Advanced Pen and Ink

- Classes:
1. Animals – wild or domestic
 2. Landscapes – land as a dominant theme, buildings, seascapes, lakes etc. (water as dominant theme)
 3. Floral – flowers or plants as the dominant subject
 4. Portrait – features of a person or persons as the subject
 5. Nonobjective/Abstract – Non-representational media
 6. Still life – an inanimate arrangement. Note: All florals must be entered in Class 3.
 7. Miscellaneous – military theme, human interest, or subject that does not meet the criteria of other divisions.

Graphite and Charcoal

Definition: The use of graphite pencil or charcoal as medium.



Division 20 Beginner Graphite and Charcoal


- Classes:
1. Animals – wild or domestic
 2. Landscapes – land as a dominant theme, buildings, seascapes, lakes etc. (water as dominant theme)
 3. Floral – flowers or plants as the dominant subject
 4. Portrait – features of a person or persons as the subject
 5. Nonobjective/Abstract – Non-representational media
 6. Still life – an inanimate arrangement. Note: All florals must be entered in Class 3.
 7. Miscellaneous – military theme, human interest, or subject that does not meet the criteria of other divisions.

Division 21 Intermediate Graphite and Charcoal

- Classes:
1. Animals – wild or domestic
 2. Landscapes – land as a dominant theme, buildings, seascapes, lakes etc. (water as dominant theme)
 3. Floral – flowers or plants as the dominant subject
 4. Portrait – features of a person or persons as the subject
 5. Nonobjective/Abstract – Non-representational media
 6. Still life – an inanimate arrangement. Note: All florals must be entered in Class 3.
 7. Miscellaneous – military theme, human interest, or subject that does not meet the criteria of other divisions.

Division 22 Advanced Graphite and Charcoal

- Classes:
1. Animals – wild or domestic
 2. Landscapes – land as a dominant theme, buildings, seascapes, lakes etc. (water as dominant theme)
 3. Floral – flowers or plants as the dominant subject
 4. Portrait – features of a person or persons as the subject
 5. Nonobjective/Abstract – Non-representational media
 6. Still life – an inanimate arrangement. Note: All florals must be entered in Class 3.
 7. Miscellaneous – military theme, human interest, or subject that does not meet the criteria of other divisions.



Mixed Media

Definition: The use of a combination of any two, or more media.

Division 23 Beginner Mixed Media

- Classes:
1. Animals – wild or domestic
 2. Landscapes – land as a dominant theme, buildings, seascapes, lakes etc. (water as dominant theme)
 3. Floral – flowers or plants as the dominant subject
 4. Portrait – features of a person or persons as the subject
 5. Nonobjective/Abstract – Non-representational media
 6. Still life – an inanimate arrangement. Note: All florals must be entered in Class 3.
 7. Miscellaneous – military theme, human interest, or subject that does not meet the criteria of other divisions.

Division 24 Intermediate Mixed Media

- Classes:
1. Animals – wild or domestic
 2. Landscapes – land as a dominant theme, buildings, seascapes, lakes etc. (water as dominant theme)
 3. Floral – flowers or plants as the dominant subject
 4. Portrait – features of a person or persons as the subject
 5. Nonobjective/Abstract – Non-representational media
 6. Still life – an inanimate arrangement. Note: All florals must be entered in Class 3.
 7. Miscellaneous – military theme, human interest, or subject that does not meet the criteria of other divisions.

Division 25 Advanced Mixed Media

- Classes:
1. Animals – wild or domestic
 2. Landscapes – land as a dominant theme, buildings, seascapes, lakes etc. (water as dominant theme)
 3. Floral – flowers or plants as the dominant subject
 4. Portrait – features of a person or persons as the subject
 5. Nonobjective/Abstract – Non-representational media
 6. Still life – an inanimate arrangement. Note: All florals must be entered in Class 3.
 7. Miscellaneous – military theme, human interest, or subject that does not meet the criteria of other divisions.

Sculpture

Definition: The creation of 3-D artwork using a variety of materials or media.

Division 26 Beginner Sculpture

- Classes:
1. Carved wood or stone
 2. Poured bronze or other metal
 3. Metal sculpture
 4. Clay or other materials (please specify on entry form)

Division 27 Intermediate Sculpture

- Classes: 1. Carved wood or stone
2. Poured bronze or other metal
3. Metal sculpture
4. Clay or other materials (please specify on entry form)

Division 28 Advanced Sculpture

- Classes: 1. Carved wood or stone
2. Poured bronze or other metal
3. Metal sculpture
4. Clay or other materials (please specify on entry form)

Special Citizen

Division 29 All Mediums. Entry Fee: None. Danish system of judging. Ribbons for 1st through Honorable Mention.

- Classes: 1. Animals – wild or domestic
2. Landscapes – land as a dominant theme, buildings, seascapes, lakes etc. (water as dominant theme)
3. Floral – flowers or plants as the dominant subject
4. Portrait – features of a person or persons as the subject
5. Nonobjective/Abstract – Non-representational media
6. Still life – an inanimate arrangement. Note: All florals must be entered in Class 3.
7. Miscellaneous – military theme, human interest, or subject that does not meet the criteria of other divisions.

CHINA PAINTING

David Faust, Fine Arts Chairperson: 661-992-0256

Entry Registration Closes: 5:00 p.m. on Saturday, July 10, 2010

Entry Limit: (2) entries per class, (6) total entries per exhibitor

Artwork drop-off for ALL Fine Arts Divisions: 1:00 – 7:00 p.m., Saturday, August 7

Artwork pick-up for ALL Fine Arts Divisions: 1:00 – 7:00 p.m., Monday, August 30

American System of Judging

Entry Fee: \$5.00 per entry per class. Limit of two entries per class. Limit of six entries per artist.

(Jewelry class may have two (2) earrings count as one (1) entry only)


Cash awards given per class: 1st - \$25.00, 2nd - \$15.00, 3rd - \$10.00.

Cash awards given for Division winners: \$25.00. Division winners also receive rosette.

China Painting Best of Show: \$100. "Best of Show" also receives rosette.

China Painting Guidelines and Information

Jewelry class may have two (2) earrings count as one (1) entry. Lamps will be lighted for display during the Fair. Artist must supply own stand for platter and plate entries.



China Painting Divisions

Division 30 Beginner China Painting

- Class:
1. Bowls
 2. Boxes
 3. Glasses
 4. Jewelry
 5. Lamps
 6. Pitchers/Pots
 7. Platters/Plates
 8. Tiles

Division 31 Intermediate China Painting

- Class:
1. Bowls
 2. Boxes
 3. Glasses
 4. Jewelry
 5. Lamps
 6. Pitchers/Pots
 7. Platters/Plates
 8. Tiles

Division 32 Advanced China Painting

- Class:
1. Bowls
 2. Boxes
 3. Glasses
 4. Jewelry
 5. Lamps
 6. Pitchers/Pots
 7. Platters/Plates
 8. Tiles

Special Sponsored Awards

Ruth Prue Award of Artistic Excellence

Plaque donated by Diane McLemore.

W. Lee York Award

Plaque awarded in honor of W. Lee York.

Presented by Anita York-Chase.

Fine Arts Committee Award

Special rosette awarded by the Art Panel for the entry that best represents the talents of our local artists.

JUNIOR FINE ARTS

David Faust, Fine Arts Chairperson: 661-992-0256

Online Entry Registration Closes: **5:00 p.m. on Saturday, July 9, 2011**

Late Registrations Accepted: **July 10 – July 23, 2011**

Artwork drop-off for **ALL Fine Arts Divisions: 1:00 – 7:00 p.m., Saturday, August 6**

Artwork pick-up for **ALL Fine Arts Divisions: 1:00 – 7:00 p.m., Monday, August 29**

American System of Judging

Entry Fee: **\$2.00 per entry per class. Limit of two entries per class. Limit of six entries per artist.**

Cash awards and ribbons given per class: 1st - \$10.00, 2nd - \$7.00, 3rd - \$5.00

Cash awards given for Division winners: \$10.00. Division winners also receive rosettes.

Cash award given for Best of Show: \$75. "Best of Show" also receives rosette.

Rules

1. Open to artists not older than 17 as of the opening day of the Fair.
2. Work must have been created within the past three (3) years. Work previously shown at the A.V. Fair is not eligible for entering in this show.
3. All artwork must be suitably framed and wired for hanging. All artwork must have hanging wire and eyelets installed (see guidelines at the end of this guide). Alternate framing treatments must be approved by the Fine Arts Chairperson.
4. Artists must be the appropriate age for each division as of the opening day of the Fair.

Junior Fair Theme Art Contest

This is a contest open to all artists under 17 years who have produced artwork specifically representing this year's "Fair Theme" in any medium. Theme contest pieces will be displayed and judged separately from the other divisions.

Entry Fee: **\$1.00 per entry per class. Limit of one entry per class.**

Awards given per class: **1st place ribbon for winner in each class.**

Special rosette and **\$25.00** for "Best Theme" winner.

- Division 33** Class: 1. Artists 5 years and Under
2. Artists 6 to 8 years old
3. Artists 9 to 12 years old
4. Artists 13 to 17 years old



Junior Fine Art Divisions

Division 34 Ages 5 and Under

- Class: 1. Acrylic/Oils
2. Colored Pencil/Crayon
3. Pastel
4. Tempra Paint
5. Fingerpaint
6. Pencil/Charcoal
7. Color Markers
8. Pen & Ink/Scratchboard
9. Watercolors
10. Mixed Media
11. Sculpture
12. Computer Graphics

Division 35 Ages 6 to 8 years old

- Class: 1. Acrylic/Oils
2. Colored Pencil/Crayon
3. Pastel
4. Tempra Paint
5. Fingerpaint
6. Pencil/Charcoal
7. Color Markers
8. Pen & Ink/Scratchboard
9. Watercolors
10. Mixed Media
11. Sculpture
12. Computer Graphics

Division 36 Ages 9 to 12 years old

- Class:
1. Acrylic/Oils
 2. Colored Pencil/Crayon
 3. Pastel
 4. Computer Graphics
 5. Pencil/Charcoal
 6. Color Markers
 7. Pen & Ink/Scratchboard
 8. Watercolors
 9. Mixed Media
 10. Sculpture

Division 37 Ages 13 to 17 years old

- Class:
1. Acrylic/Oils
 2. Colored Pencil
 3. Pastel
 4. Computer Graphics
 5. Pencil/Charcoal
 6. Color Markers
 7. Pen & Ink/Scratchboard
 8. Watercolors
 9. Mixed Media
 10. Sculpture

Junior Special Citizen

The developmentally challenged may enter Division 38 using materials of choice. There is no entry fee required and ribbons will be awarded for first through Honorable Mention. No cash awards will be given.

Division 38 All Mediums. Entry Fee: None. Danish system of judging. Ribbons for 1st through Honorable Mention.

- Class:
1. Acrylic/Oils
 2. Colored Pencil/Crayon
 3. Pastel
 4. Tempra Paint
 5. Fingerpaint
 6. Pencil/Charcoal
 7. Color Markers
 8. Pen & Ink/Scratchboard
 9. Watercolors
 10. Mixed Media
 11. Sculpture
 12. Computer Graphics

ART WIRING GUIDELINES

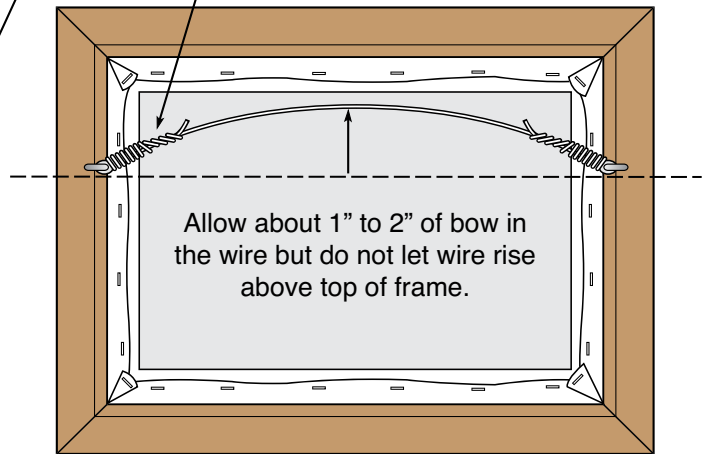
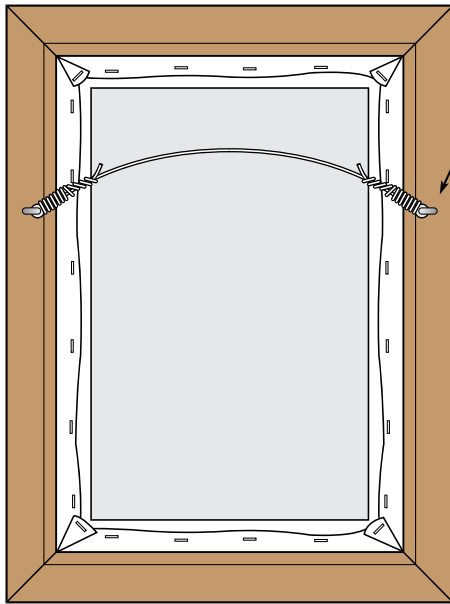
Acceptable wiring of art

Use standard hanging wire found at any art supply or framing store with eyelet screws. Mount eyelet screws at about 1/3 of the way from the top of the frame.

Eyelet screw



Loop your wire through the eyelet twice and then tightly wrap at least six times around itself and clip off excess wire.



NOTE: screw-in D-ring and steel eye hangers may also be used instead of eyelet screws.

Unacceptable wiring of art

Do not wire painting at top of frame. The exposed wire looks bad and interferes with the spacing and hanging of other entries. Sawtooth or pre-installed hooks found on many store frames are not acceptable. Artwork can slip from the hooks

we use and fall. If your frame comes with one of these, please remove if possible, and install new eyelet screws and wire as shown above.

